

Penn State Smeal College of Business

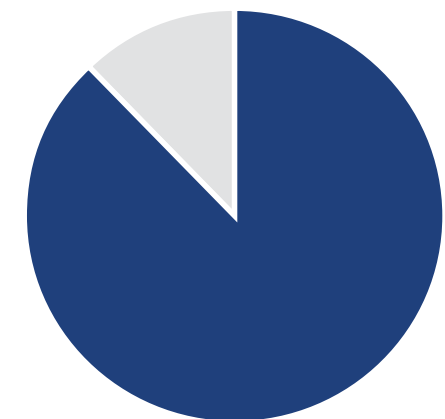
2018-2019 Undergraduate Outcomes Report

Full-Time | Internship | Co-op



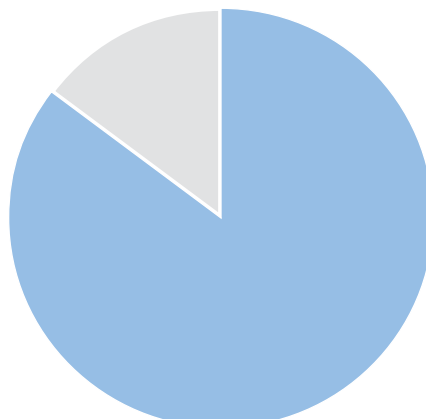
PennState
Smeal College of Business

Overall Outcomes Statistics: All Business Majors*



88%
+6% from
2017-2018

of students were placed within three months of graduation. 82% of known information was collected at graduation.



85.3% of students with an internship were paid.

Student Outcomes at Graduation by Population			
	Total	Domestic	International
Full-Time Employment	72.6%	79.5%	26%
Post-Graduation Internship	1.9%	2%	1.2%
Military	<1%	<1%	1.7%
Entrepreneurship	<1%	<1%	1.7%
Further Education/Fellowship	12%	7.5%	42.8%
Still Seeking	12%	10%	26.6%
Students Reporting Internships/Co-ops	83.6%	81.4%	59.5%

57.5%

of students reported 2 or more internships/co-ops

\$61,377

Average Starting Salary

+2.1%

higher than 2017-2018 average salary (\$60,093)

\$5,643

Average Signing Bonus

51%

Received a Bonus

\$4,276

Average Relocation Bonus

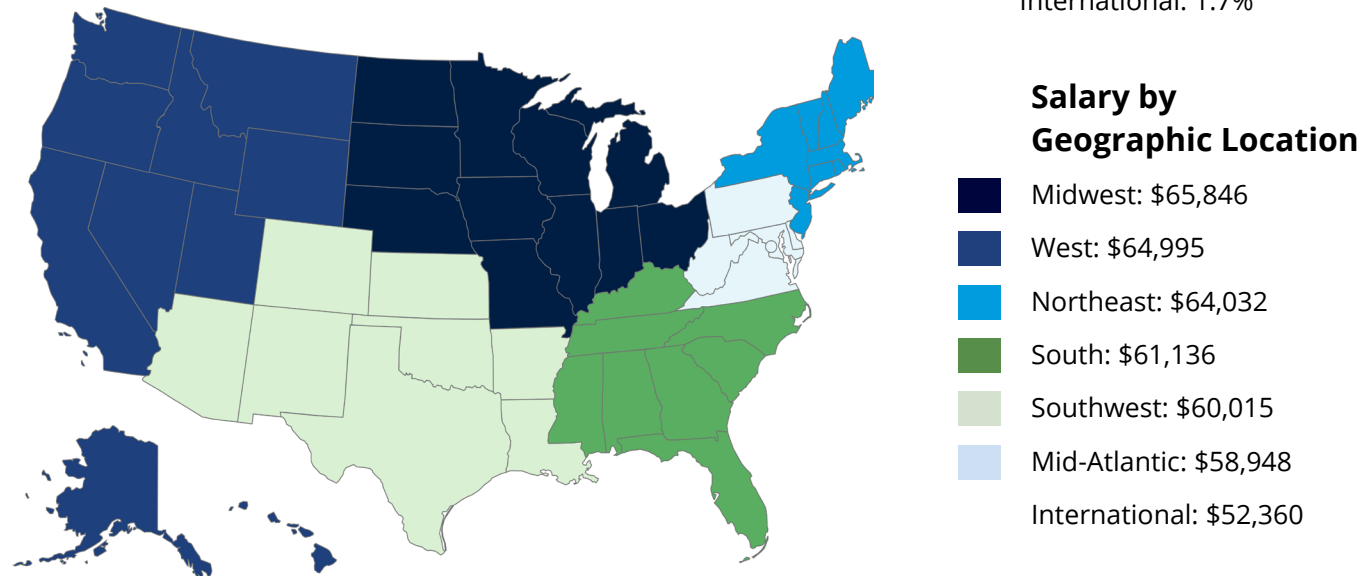
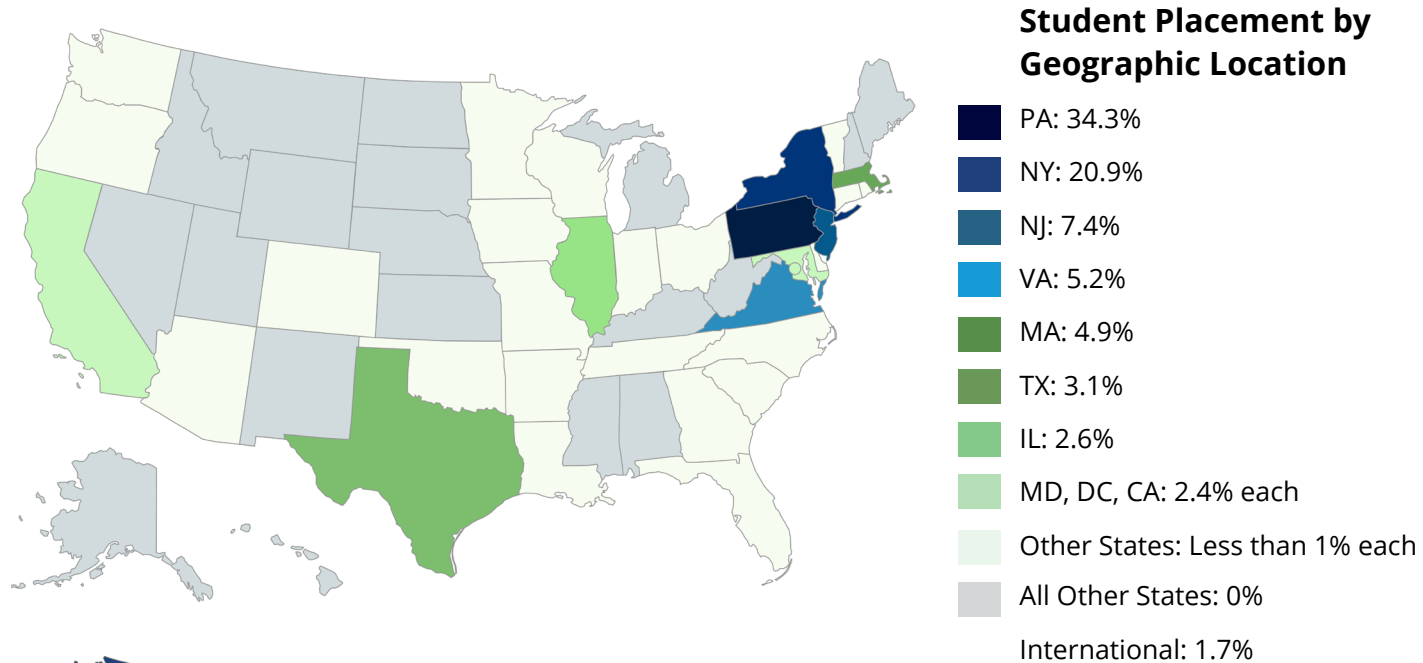
22%

Received a Bonus

*Data was collected through an optional student survey distributed prior to Summer 2018, Fall 2018, and Spring 2019 commencements. We received 1,263 of 1,543 graduating student responses prior to graduation. Within three months of the graduating semester, 82 new records and 93 updates were added for a total knowledge rate of 87.4%.

Full-Time Employment Statistics

Students were offered positions in 32 states and international locations.



Placement by Major Overview

Major	Placement by Student Population	Average Salary	Average Signing Bonus	% Receiving Signing Bonus	Average Relocation Bonus	% Receiving Relocation Bonus
Accounting	91% 93% Domestic 79% International	\$59,855	\$5,750	29%	\$3,917	5%
CIENT	66%**	\$49,958	\$5,625	33%	\$5,000	8%
Finance	88% 89% Domestic 80% International	\$65,470	\$6,352	61%	\$5,311	18%
Management	72% 73% Domestic 50% International	\$58,280	\$5,500	41%	\$2,333	18%
Management Information Systems	83% 86% Domestic 60% International	\$64,295	\$5,033	68%	\$2,000	14%
Marketing	85% 85% Domestic 75% International	\$54,404	\$4,420	45%	\$4,206	31%
Risk Management: Actuarial Science	88% 94% Domestic 71% International	\$70,396	\$6,604	71%	\$2,600	18%
Risk Management: Enterprise	89% 92% Domestic 71% International	\$59,727	\$5,265	55%	\$2,750	13%
Risk Management: Real Estate	77%**	\$68,583	\$5,000	14%	N/A	0%
Supply Chain and Information Systems	92% 95% Domestic 70% International	\$62,567	\$5,360	64%	\$4,390	45%

*% placed includes: Full-time job offers, further education/fellowship, entrepreneurship, post-graduate internship, and military.

**Placements rates are given for international and domestic populations by major when there is enough data to report per population.

Top Hiring Companies (Full-Time)

Deloitte.

64
hires

KPMG

59
hires

pwc

54
hires

ORACLE®










33
hires

EY Building a better
working world

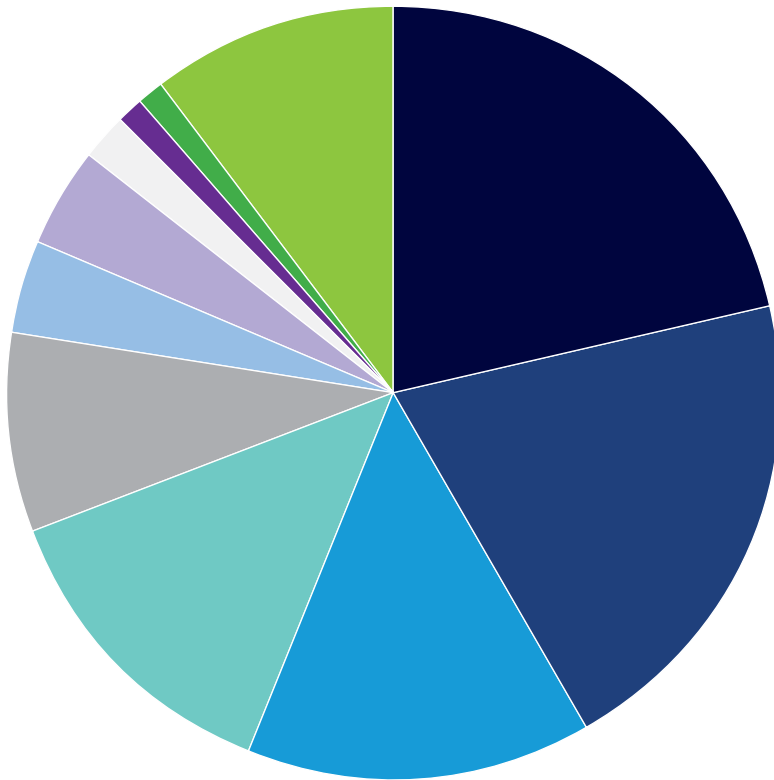
31
hires

20+ Hires	Grant Thornton International, PNC Financial Services
15-19 Hires	IBM, JPMorgan Chase & Co.
10-14 Hires	Bank of America Corp, Citi, Johnson & Johnson, Lockheed Martin, PepsiCo, Ross Stores, RSM International, TJX Companies
5-9 Hires	A. Duie Pyle, ALDI, Amazon.com, Baker Tilly, BlackRock, Bloomberg, Boeing, Dick's Sporting Goods, Mars Incorporated, Northwestern Mutual, Prudential Financial, Saudi Aramco, Textron, Vanguard
3-4 Hires	Abercrombie & Fitch, Accenture, ADP, American Eagle Outfitters, Apex Tool Group, BAE Systems, BDO, BNY Mellon, Burlington, Campbell Soup Company, Capital One, Cigna, Clark Associates, CohnReznick, Dell, ExxonMobil Corp., Ferguson, Goldman Sachs, Intel, Kraft Heinz, L'Oréal, Marriott International, Nestlé USA, PPG Industries, QVC, Siemens, TE Connectivity, Ltd., The Hershey Company, Third Bridge Group Limited, Wells Fargo
1-2 Hires	317 additional companies!

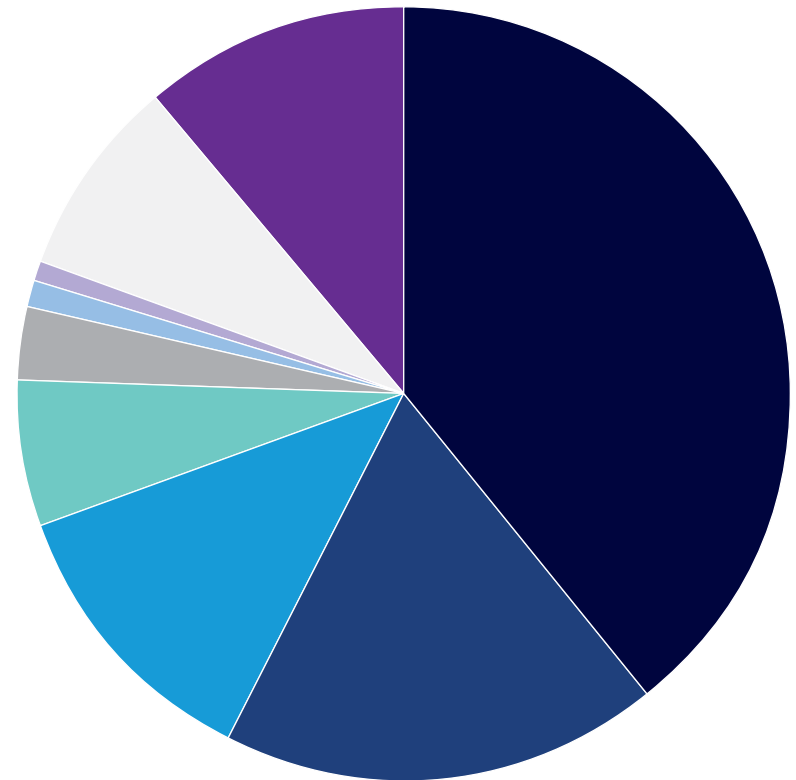
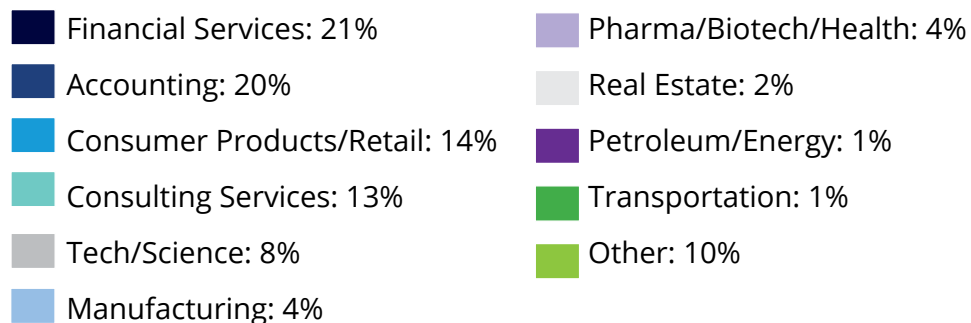
Top Hiring Companies (Internship/Co-Op)

	62 hires	15-20 Hires	<ul style="list-style-type: none"> PepsiCo Textron
	44 hires	10-14 Hires	<ul style="list-style-type: none"> Boeing Citi Northwestern Mutual Morgan Stanley Siemens TJX Companies TE Connectivity Ltd.
	36 hires	5-9 Hires	<ul style="list-style-type: none"> AIG ALDI Altria Amazon.com Baker Tilly BNY Mellon Burlington Clark Associates Comcast Dick's Sporting Goods DLL Financial Services Grant Thornton International Kimberly-Clark Kohl's Mars Incorporated Merck & Co. Nestlé USA New York Life Insurance Company Pfizer PPG Industries Prudential Financial Ross Stores Target The Hershey Company UBS UPMC
	31 hires		
	30 hires	3-4 Hires	<ul style="list-style-type: none"> Aetna ARAMARK Automotive Rentals, Inc. BAE Systems BDO Bloomberg CBRE Group, Inc. Cigna Cisco Cushman & Wakefield Clark Associates CVS Danone DHL DuPont ETS Edward Jones Investments EisnerAmper Estée Lauder Exelon First Data First Quality GE Genworth Financial Health Union, LLC IBM ICBC Ingersoll Rand Intel Kennedy-Catalano Advisors Laborcity Leaf Commercial Capital, Inc. Macy's Meridian Bank Mondelez International Proctor & Gamble PITT OHIO Publicis Media Reckitt Benckiser RKL, LLP Rockwell Automation RSM International Sanofi Pasteur Schneider Downs SEI Toll Brothers Transamerica Univest Bank and Trust UPS Urban Outfitters Urish Popeck & Co., LLC Vanguard Victaulic Volvo Walmart
	29 hires		
	25 hires		
	21 hires	1-2 Hires	855 additional companies!
	21 hires		

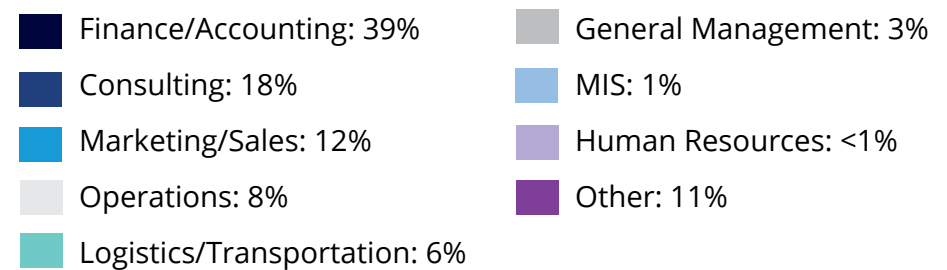
Full-Time Industries and Functions



Full-Time Employment by Industry



Full-Time Employment by Function

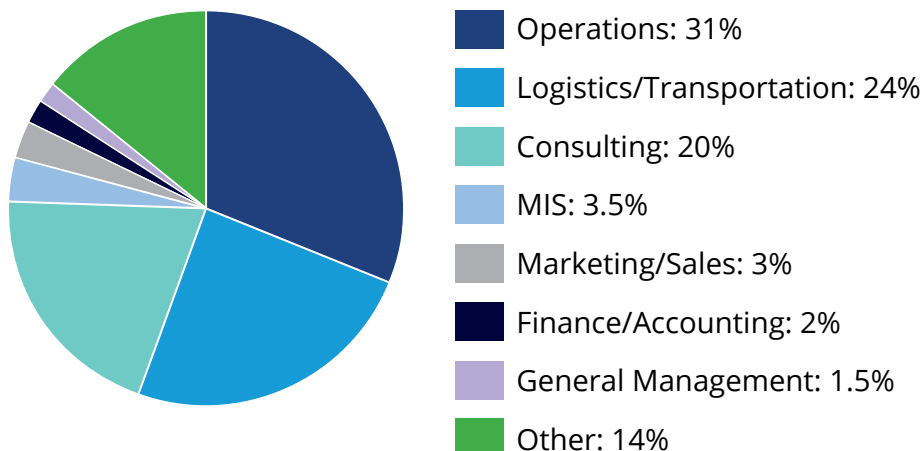


Placement by Major: Supply Chain and Information Systems

Overall Student Outcomes (Knowledge Rate: 261/299, 87%)

Full-Time Offers	85%
Further Education/Fellowship	5%
Post-Graduation Internship	1%
Military	<1%
Entrepreneurship	<1%
Still Seeking	8%
% with 1+ internship	84%

Full-Time Employment by Function



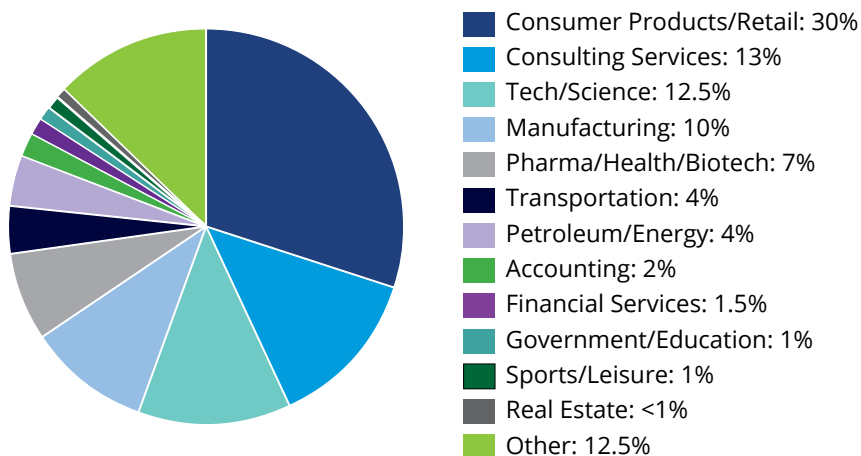
Top Hiring Companies: Full-Time⁺

- Deloitte	9	- IBM	7
- PepsiCo	9	- Ross Stores	7
- Lockheed Martin	8	- KPMG	5
- Oracle	8	- Boeing	4
- Dick's Sporting Goods	7	- Johnson & Johnson	4
- Grant Thornton	7	- L'Oréal	4
- International	7		

Top Hiring Companies: Internships⁺

- Johnson & Johnson	21	- PPG Industries	5
- PepsiCo	9	- Ross Stores	5
- Dick's Sporting Goods	6	- DuPont	4
- Boeing	6	- Kimberly-Clark	4
- Amazon.com	6	- The Hershey Company	4
- Clark Associates	5	- UPS	4

Full-Time Employment by Industry



Average Salary

- Full-Time: \$62,567 yearly, 4% more than 2017-2018
- Intern: \$21.54 hourly
- 89% of junior year internships were paid

Signing Bonuses

- Average Signing Bonus: \$5,360
- Percentage of students receiving a bonus: 64%

Relocation Bonuses

- Average Relocation Bonus: \$4,173
- Percentage of students receiving a bonus: 45%

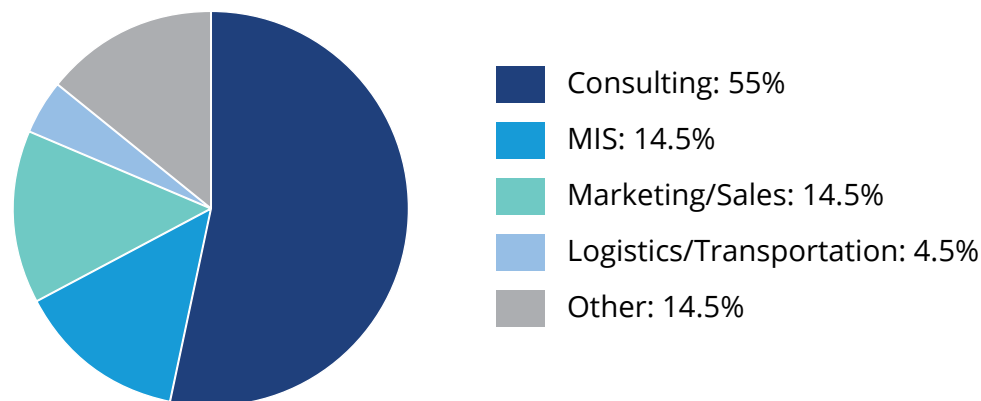
⁺ Due to space constraints, companies are only listed if they hired four or more students.

Placement by Major: Management Information Systems

Overall Student Outcomes (Knowledge Rate: 36/44, 82%)

Full-Time Offers	69%
Further Education/Fellowship	11%
Military	3%
Still Seeking	17%
% with 1+ internship	91%

Full-Time Employment by Function



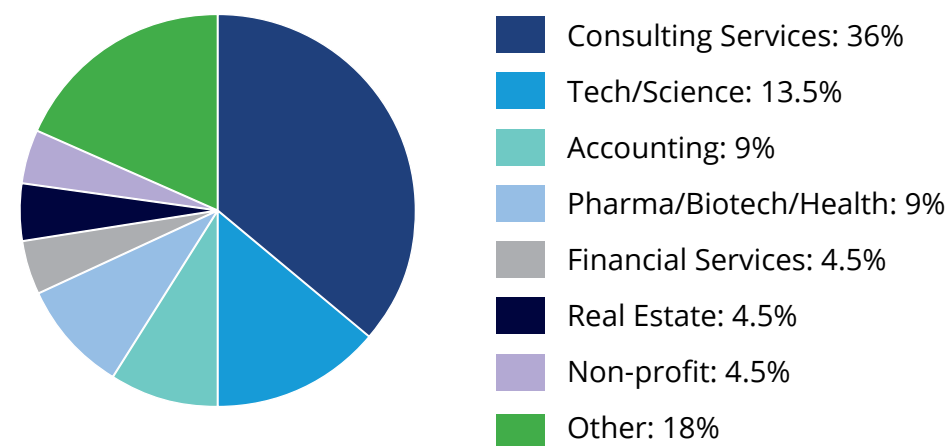
Top Hiring Companies: Full-Time*

- Deloitte	3	- Oracle	2
- KPMG	3	- IBM	2
- EY	2		

Top Hiring Companies: Internships*

- KPMG	3	- Exelon	2
- Cisco	2	- r4 Technologies	2
- Deloitte	2		

Full-Time Employment by Industry



Average Salary

- Full-Time: \$64,295 yearly, 3% more than 2017-2018
- Intern: \$22.13 hourly
- 94% of junior year internships were paid

Signing Bonuses

- Average Signing Bonus: \$5,033
- Percentage of students receiving a bonus: 68%

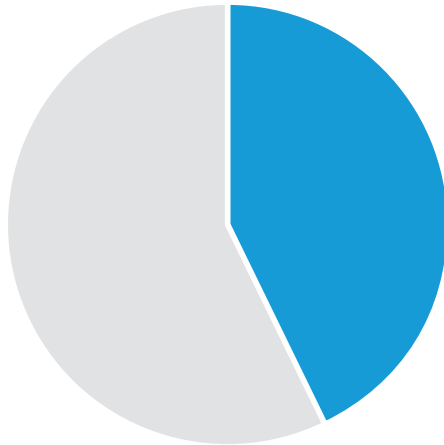
Relocation Bonuses

- Average Relocation Bonus: \$2,000
- Percentage of students receiving a bonus: 14%

*To maintain student confidentiality, companies who hired one Penn State student are not reported here.

Student Engagement Report

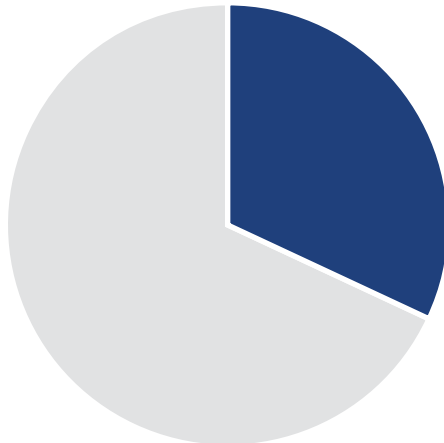
43%
OF STUDENTS
HAD AN
INTERNATIONAL
EXPERIENCE



62%
OF STUDENTS
WERE INVOLVED
IN 1+ SMEAL
ORGANIZATION



32%
OF STUDENTS
PARTICIPATED
IN 1+ CASE
COMPETITION



22%
OF STUDENTS
COMPLETED
RESEARCH

