

Penn State Smeal College of Business

2013-2014 Undergraduate Employment Report

Full-Time | Internship | Co-op

Table of Contents

College Employment Overview.....3

Employer Activity: Full Time
Top Hiring Organizations: Full Time.....4

Employer Activity: Internship/Co-op
Top Hiring Organizations: Internship/Co-op.....5

Employment by Function
Employment by Industry
Employment by State.....6

Employment by Major Overview.....7

Accounting.....8

Finance.....9

Management.....10

Management Information Systems.....11

Marketing.....12

Risk Management: Actuarial Science.....13

Risk Management: Enterprise Risk Management.....14

Risk Management: Real Estate.....15

Supply Chain and information Systems.....16

College Employment Overview

Introduction

The following report details full-time, internship, and co-op employment outcomes at the Penn State Smeal College of Business for the 2013-2014 academic year. The Undergraduate Full-Time, Internship, and Co-op Employment Report is prepared by the Penn State Smeal College of Business Career & Corporate Connections Office.

Data was collected through a survey, which was distributed at Summer 2013, Fall 2013, and Spring 2014 commencements, to gather at graduation student outcomes. Students who did not respond or who were still seeking employment were surveyed up through three weeks post graduation to collect updated information on career outcomes. We received 1,299 of 1,605 graduating student responses as to their career outcome status upon graduation. The overall response rate to the survey was 81%.

Internship information is self-reported and collected through December of 2014.

Graduation Outcomes

Total Student Placement Upon Graduation*	77%
Full-Time Offers Upon Graduation	66.1%
Military Services	0.6%
Public Service	0.2%
Entrepreneurship	0.9%
Further Education	9.3%
Still Seeking	22.9%
Students with Internships who are Employed Full-Time	92%

* Total Student Placement upon graduation includes: received full-time offer, military service, further education, entrepreneurship, public service, or internship. Students selecting "Other" were taken out of the calculation.

Employer Activity: Full-Time

Smeal saw an increase of 3% in total full-time job opportunities. The number of interviews conducted on campus decreased by 9%.

Top Hiring Organizations: Full-Time

Top hiring organizations include those companies that hired seven or more seniors from the 2014 graduating class.

Company	Number of Students Hired
PricewaterhouseCoopers LLP	52
Deloitte	34
EY, LLP	32
JPMorgan Chase & Co.	26
KPMG L.L.P.	18
PNC	16
DICK'S Sporting Goods	14
Goldman Sachs	11
Amazon.com, Inc.	11
Pepsico	11
IBM	11
Bank of America, Merrill Lynch	10
Vanguard	9
AXA	7
Unilever	7
GE	7

College Employment Overview

Employer Activity: Internship & Co-op

Smeal saw a 38% increase over 2012-2013 in internship and co-op job opportunities for business students. The number of interviews conducted on-campus increased by 4%. The total number of internships reported was 969.

Semester	All Business Majors
Fall 2013	28
Spring 2014	98
Spring/Summer co-op	71
Summer 2014	704
Summer/Fall co-op	68
Total	969

Smeal Connect Activity	Total Smeal College	% Increase
Number of interviews conducted	3124	4%
Number of job postings with major as desired major	1345	38%

Top Hiring Organizations: Internship & Co-op

Top hiring organizations include those companies that hired six or more seniors from the 2014 graduating class.

Company	Number of Students Hired
PricewaterhouseCoopers LLP	62
Johnson & Johnson	45
KPMG L.L.P.	41
JPMorgan Chase & Co.	33
EY, LLP	29
Deloitte	18
AIG	16
Bank of America, Merrill Lynch	15
Unilever	15
PNC	13
Northwestern	11
Baker Tilly	11
Grant Thornton	10
Boeing	7
IBM	7

College Employment Overview

Employment by Function



Employment by Industry



Employment by State: Top 15

State	Percent
PA	37%
NY	19%
NJ	10%
VA	5%
DE	3%
TX	3%
MA	3%
MD	3%
CA	2%
OH	2%
CT	2%
GA	2%
IL	2%
DC	2%
WI	1%

Employment by Major Overview

Outcomes upon Graduation	Full-Time Offers, Continuing to Graduate School, Military, Entrepreneurship, Public Service	Average Salary per Major	Students with Internships who are Employed Full-Time	Internship/Co-op Salary per Week	% with Paid Internship
Accounting	80%	\$55,496	93%	\$905	92%
Finance	83%	\$58,119	95%	\$833	87%
Management	83%	\$47,678	78%	\$616	83%
Management Information Systems	86%	\$57,846	92%	\$740	85%
Marketing	65%	\$48,771	92%	\$674	66%
Risk Management/ Actuarial Science	85%	\$62,414	92%	\$867	85%
Risk Management/ Enterprise Risk Management	74%	\$56,491	96%	\$867	85%
Risk Management/ Real Estate	78%	\$46,900	100%	\$867	85%
Supply Chain and Information Systems	78%	\$55,675	92%	\$737	93%

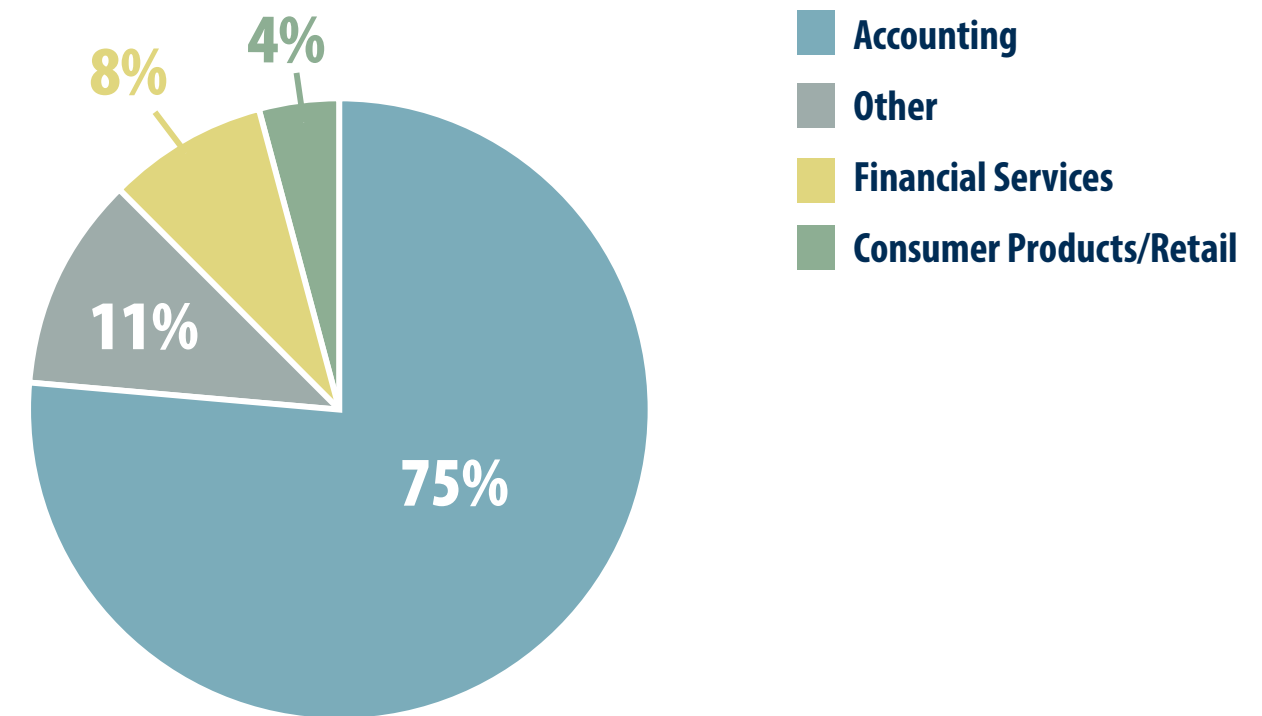
Employment by Major Overview: Accounting

Student Placement Upon Graduation *	Overall Accounting Major	Four-Year Accounting Majors	Masters of Accounting (MAcc)
Full-Time Offers Upon Graduation	64.8%	48.3%	99%
Military Services	0%	0%	0%
Public Service	0%	0%	0%
Entrepreneurship	0.8%	1.1%	0%
Further Education	17.4%	25.6%	0%
Still Seeking	20.8%	30%	1%
% of Seniors Who Held At Least One Internship	75%	64%	99%

Top Hiring Organizations: Full-Time**

- PricewaterhouseCoopers LLP
- EY, LLP
- Deloitte
- KPMG L.L.P.
- McGladrey LLP
- Foot Locker
- Cohn Reznick
- PNC
- Crowe Horwath
- Marcum
- Kreischer Miller
- Eisneramper
- Aronson

Employment by Industry



Top Hiring Organizations: Internship & Co-op**

- PricewaterhouseCoopers LLP
- KPMG L.L.P.
- EY, LLP
- Deloitte
- Baker Tilly
- Johnson & Johnson
- Cohn Reznick
- PNC

Number of Students who had an Internship or Co-op by Semester

- Fall 2013: 3
- Spring 2014: 14
- Spring/Summer Co-op: 20
- Summer 2014: 180
- Summer/Fall Co-op: 12

Internship/Co-op SmealConnect Activity

- Number of interviews conducted:**
- Accounting only: 443 (-3%)
- MAcc only: 70 (+4%)
- Number of job postings with major as desired major:**
- Accounting only: 450 (+5%)
- MAcc only: 291 (-11%)

* Total Student Placement upon graduation includes: received full-time offer, military service, further education, entrepreneurship, public service, or internship. Students selecting "Other" were taken out of the calculation.

** Top hiring organization lists are in rank order according to the number of students hired. Companies are listed if they hired two or more students.

Employment by Major Overview: Finance

Overall Student Placement*	83%
Full-Time Offers Upon Graduation	70.4%
Military Services	0.7%
Public Service	0.4%
Entrepreneurship	1.1%
Further Education	10.5%
Still Seeking	17%
% of Seniors Who Held At Least One Internship	84%

Top Hiring Organizations: Full-Time**

- JPMorgan Chase & Co.
- PNC
- Deloitte Consulting
- PricewaterhouseCoopers LLP
- Goldman Sachs
- Bank of America, Merrill Lynch
- GE
- Blackrock
- Vanguard
- AXA

Top Hiring Organizations: Internship & Co-op**

- JPMorgan Chase & Co.
- PricewaterhouseCoopers LLP
- Bank of America, Merrill Lynch
- Johnson & Johnson
- EY, LLP
- Grant Thornton
- IBM

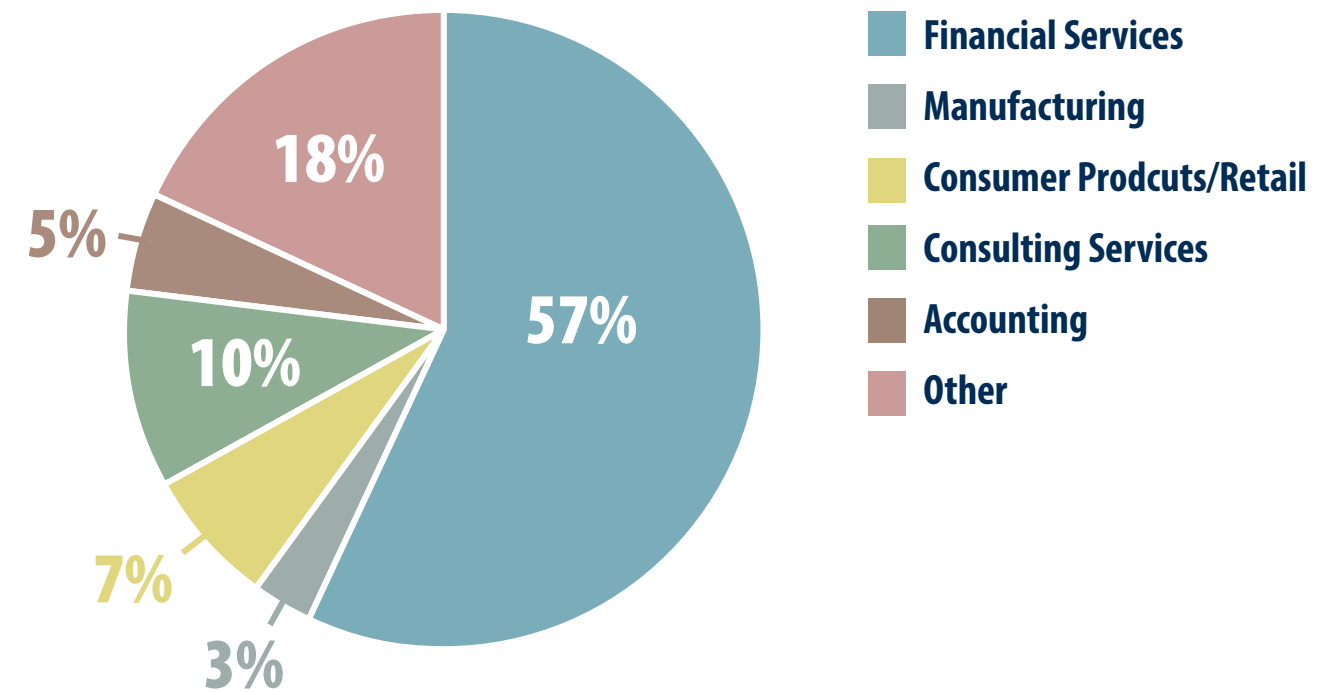
Number of Students who had an Internship or Co-op by Semester

- Fall 2013: 3
- Spring 2014: 14
- Spring/Summer Co-op: 20
- Summer 2014: 180
- Summer/Fall Co-op: 12

Internship/Co-op SmealConnect Activity

- Number of Interviews Conducted: 723 (-1%)
- Number of job postings with major as desired major: 336 (+40%)

Employment by Industry



* Total Student Placement upon graduation includes: received full-time offer, military service, further education, entrepreneurship, public service, or internship. Students selecting "Other" were taken out of the calculation.

** Top hiring organization lists are in rank order according to the number of students hired. Companies are listed if they hired two or more students.

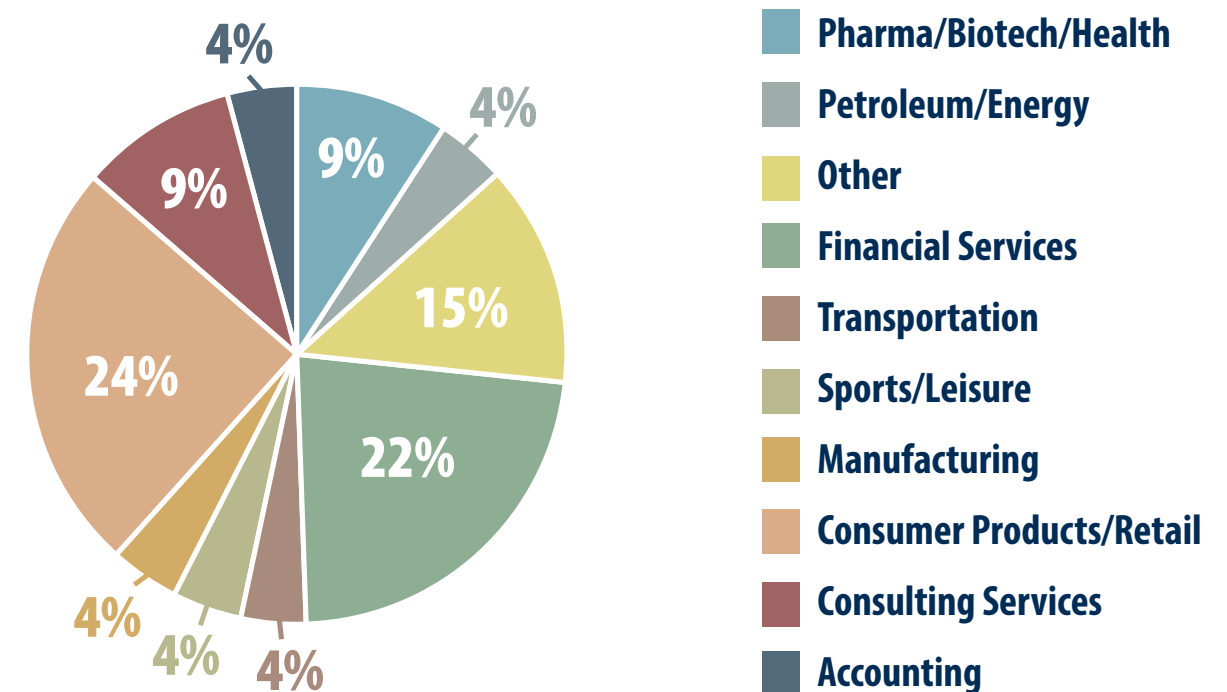
Employment by Major Overview: Management

Overall Student Placement*	76.5%
Full-Time Offers Upon Graduation	53.1%
Military Services	3.1%
Public Service	0%
Entrepreneurship	1%
Further Education	19.4%
Still Seeking	23.5%
% of Seniors Who Held At Least One Internship	60%

Top Hiring Organizations: Full-Time**

- EY, LLP
- JPMorgan Chase & Co.
- Macy's
- Kohl's
- Target
- PNC
- Deloitte
- Grant Thornton
- TJX Companies
- Bank of America, Merrill Lynch

Employment by Industry



Top Hiring Organizations: Internship & Co-op**

- JLG Industries
- Johnson & Johnson
- Macy's
- Northwestern Mutual
- PNC
- Target

Number of Students who had an Internship or Co-op by Semester

- Fall 2013: 2
- Spring 2014: 0
- Spring/Summer Co-op: 1
- Summer 2014: 30
- Summer/Fall Co-op: 2

Internship/Co-op SmealConnect Activity

- Number of Interviews Conducted: 90 (-18%)
- Number of job postings with major as desired major: 146 (+22%)

* Total Student Placement upon graduation includes: received full-time offer, military service, further education, entrepreneurship, public service, or internship. Students selecting "Other" were taken out of the calculation.

** Top hiring organization lists are in rank order according to the number of students hired. Companies are listed if they hired two or more students.

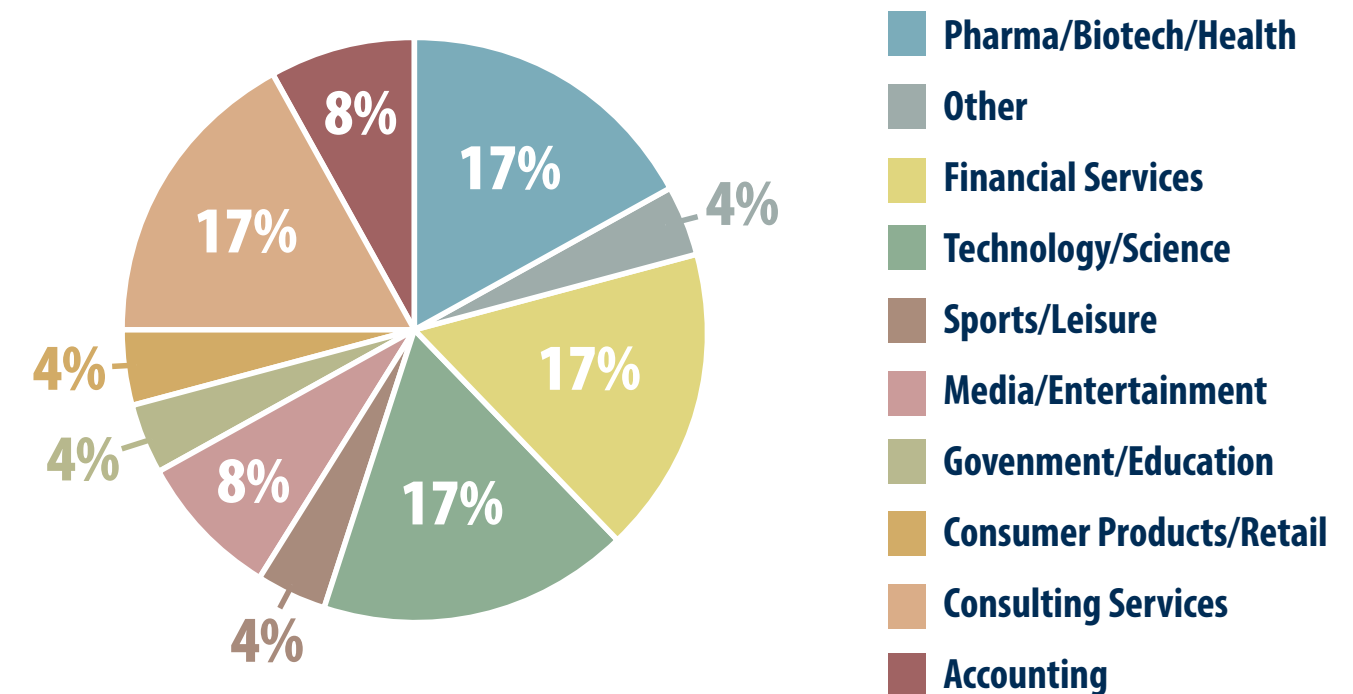
Employment by Major Overview: Management Information Systems

Overall Student Placement*	86%
Full-Time Offers Upon Graduation	83%
Military Services	0%
Public Service	0%
Entrepreneurship	3.4%
Further Education	0%
Still Seeking	13.8%
% of Seniors Who Held At Least One Internship	83%

Top Hiring Organizations: Full-Time**

- PricewaterhouseCoopers LLP
- Apprise Software, Inc.
- JPMorgan Chase & Co.
- PNC
- KPMG L.L.P.
- Deloitte
- United Healthcare
- Fidelity Investments
- Verizon Communications
- BP

Employment by Industry



Top Hiring Organizations: Internship & Co-op**

- PricewaterhouseCoopers LLP
- Amazon.com, Inc.
- Carestream
- Colgate - Palmolive
- Johnson & Johnson
- EY, LLP

Number of Students who had an Internship or Co-op by Semester

- Fall 2013: 1
- Spring 2014: 0
- Spring/Summer Co-op: 1
- Summer 2014: 23
- Summer/Fall Co-op: 2

Internship/Co-op SmealConnect Activity

- Number of Interviews Conducted: 65 (+23%)
- Number of job postings with major as desired major: 187 (-6%)

* Total Student Placement upon graduation includes: received full-time offer, military service, further education, entrepreneurship, public service, or internship. Students selecting "Other" were taken out of the calculation.

** Top hiring organization lists are in rank order according to the number of students hired. Companies are listed if they hired two or more students.

Employment by Major Overview: Marketing

Overall Student Placement*	65%
Full-Time Offers Upon Graduation	58.5%
Military Services	0.4%
Public Service	0.4%
Entrepreneurship	1.2%
Further Education	4.8%
Still Seeking	34.7%
% of Seniors Who Held At Least One Internship	89%

Top Hiring Organizations: Full-Time**

- DICK'S Sporting Goods
- IBM
- AT&T
- Insight Global
- Ross Stores, Inc.
- TekSystems
- Vanguard
- Ferguson
- PepsiCo
- Deloitte
- TJC Companies

Top Hiring Organizations: Internship & Co-op**

- Johnson & Johnson
- JPMorgan Chase & Co.
- Kohl's
- Hershey

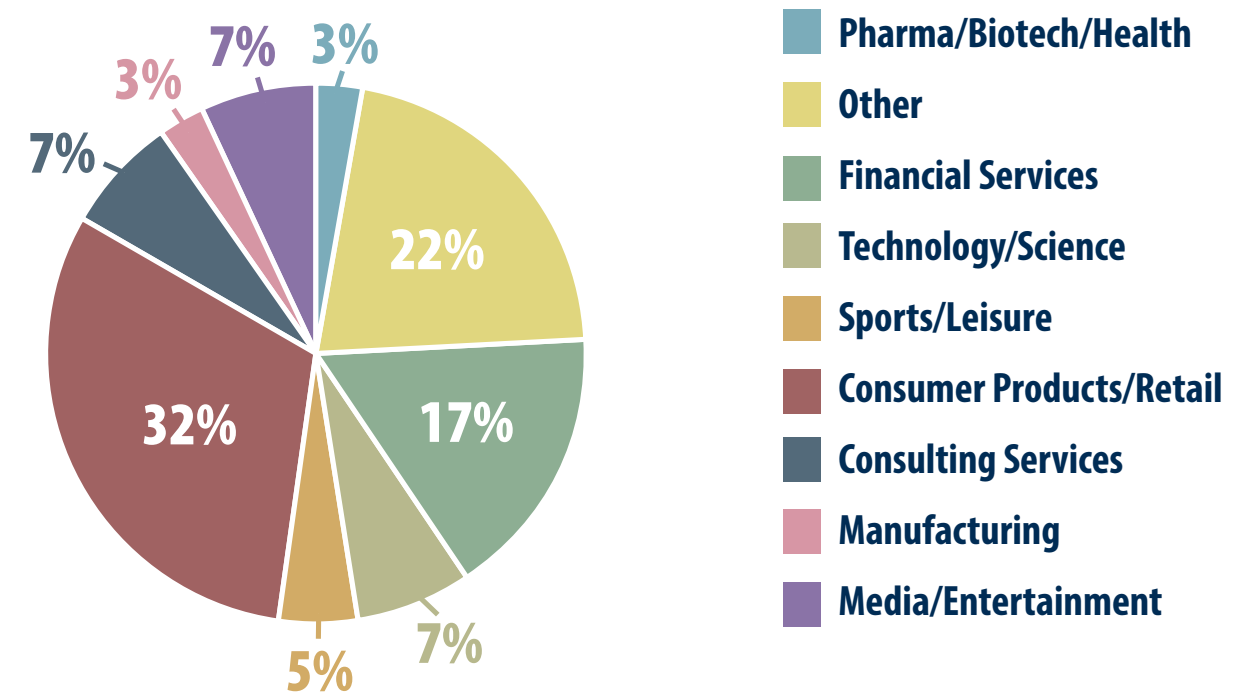
Number of Students who had an Internship or Co-op by Semester

- Fall 2013: 6
- Spring 2014: 2
- Spring/Summer Co-op: 5
- Summer 2014: 88
- Summer/Fall Co-op: 5

Internship/Co-op SmealConnect Activity

- Number of Interviews Conducted: 294 (+2%)
- Number of job postings with major as desired major: 239 (+32%)

Employment by Industry



* Total Student Placement upon graduation includes: received full-time offer, military service, further education, entrepreneurship, public service, or internship. Students selecting "Other" were taken out of the calculation.

** Top hiring organization lists are in rank order according to the number of students hired. Companies are listed if they hired two or more students.

Employment by Major Overview: Actuarial Science

Overall Student Placement*	80%
Full-Time Offers Upon Graduation	75.6%
Military Services	0%
Public Service	0%
Entrepreneurship	2.4%
Further Education	2.4%
Still Seeking	19.5%
% of Seniors Who Held At Least One Internship	87%

Top Hiring Organizations: Full-Time**

- PricewaterhouseCoopers LLP
- Ace Group
- Towers Watson
- SunLife Financial
- EY, LLP
- Deloitte
- United Healthcare
- Prudential Financial

Top Hiring Organizations: Internship & Co-op**

- AIG
- CIGNA
- SunLife Financial
- Towers Watson
- Bank of America, Merrill Lynch
- ING
- BlueCross BlueShield
- Global Life Americas

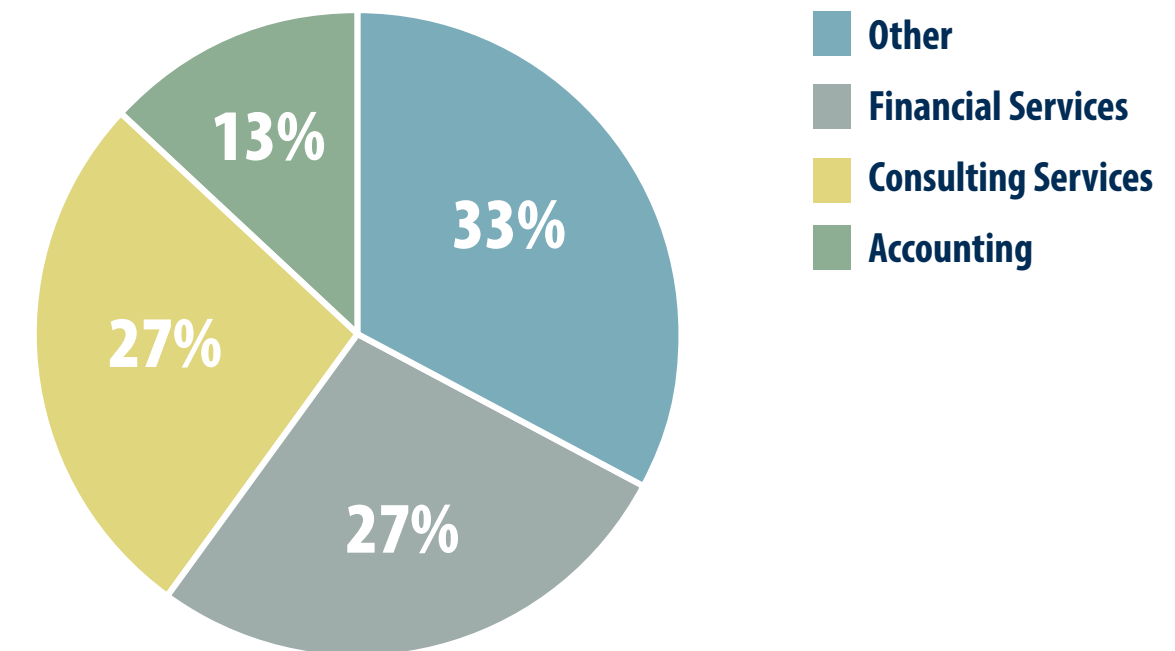
Number of Students who had an Internship or Co-op by Semester

- Fall 2013: 0
- Spring 2014: 1
- Spring/Summer Co-op: 1
- Summer 2014: 38
- Summer/Fall Co-op: 0

Internship/Co-op SmealConnect Activity

- Number of Interviews Conducted: 145 (+600%)
- Number of job postings with major as desired major: 268 (+9%)

Employment by Industry



* Total Student Placement upon graduation includes: received full-time offer, military service, further education, entrepreneurship, public service, or internship. Students selecting "Other" were taken out of the calculation.

** Top hiring organization lists are in rank order according to the number of students hired. Companies are listed if they hired two or more students.

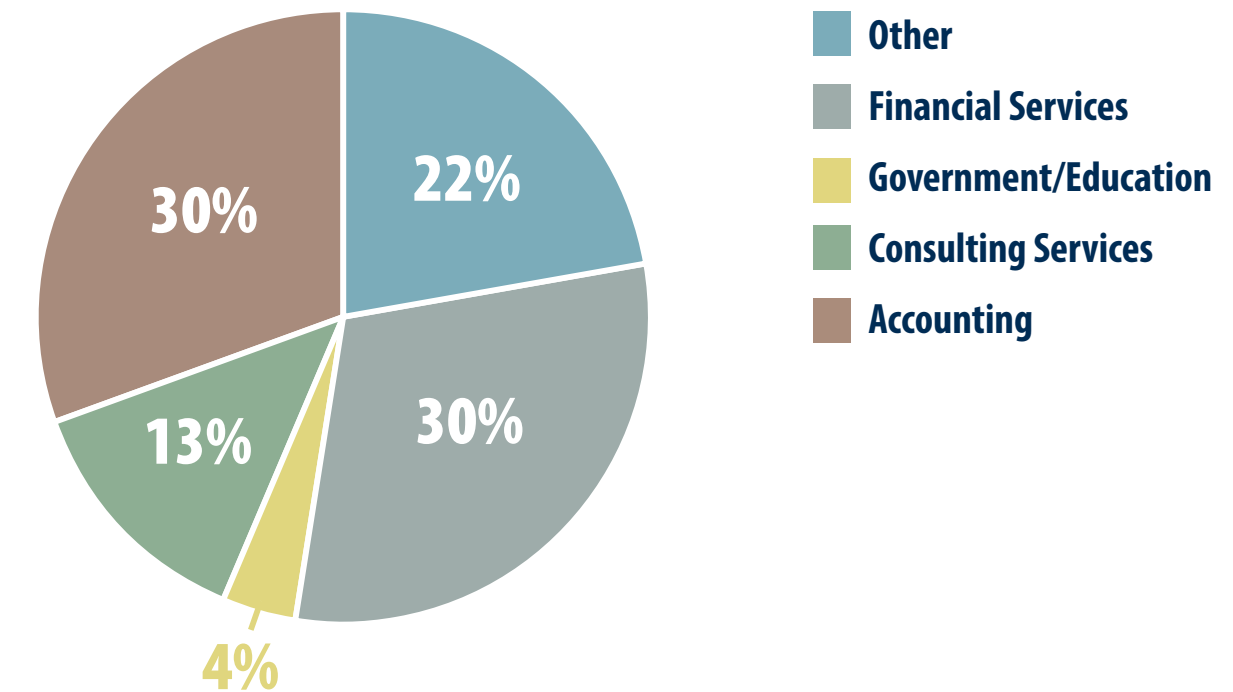
Employment by Major Overview: Enterprise Risk Management

Overall Student Placement*	74%
Full-Time Offers Upon Graduation	77.8%
Military Services	2.8%
Public Service	0%
Entrepreneurship	0%
Further Education	8.3%
Still Seeking	11.1%
% of Seniors Who Held At Least One Internship	75%

Top Hiring Organizations: Full-Time**

- PricewaterhouseCoopers LLP
- Deloitte
- EY, LLP
- JPMorgan Chase & Co.
- Chubb Group
- Selective Insurance
- Vanguard
- Zurich Insurance
- Philadelphia Insurance Companies
- National Interstate

Employment by Industry



Top Hiring Organizations: Internship & Co-op**

- AIG
- Willis
- JPMorgan Chase & Co.

Number of Students who had an Internship or Co-op by Semester

- Fall 2013: 0
- Spring 2014: 1
- Spring/Summer Co-op: 1
- Summer 2014: 38
- Summer/Fall Co-op: 0

Internship/Co-op SmealConnect Activity

- Number of Interviews Conducted: 50 (-4%)
- Number of job postings with major as desired major: 46 (-33%)

* Total Student Placement upon graduation includes: received full-time offer, military service, further education, entrepreneurship, public service, or internship. Students selecting "Other" were taken out of the calculation.

** Top hiring organization lists are in rank order according to the number of students hired. Companies are listed if they hired two or more students.

Employment by Major Overview: Real Estate

Overall Student Placement*	78%
Full-Time Offers Upon Graduation	66.7%
Military Services	11.1%
Public Service	0%
Entrepreneurship	0%
Further Education	0%
Still Seeking	22.2%
% of Seniors Who Held At Least One Internship	90%

Top Hiring Organizations: Full-Time**

- Rock Commercial Real Estate
- Pitcairn
- PA Department of Revenue
- Altus Group

Top Hiring Organizations: Internship & Co-op**

- Willis
- Simon
- Johnson & Johnson
- Cash
- Altus Group

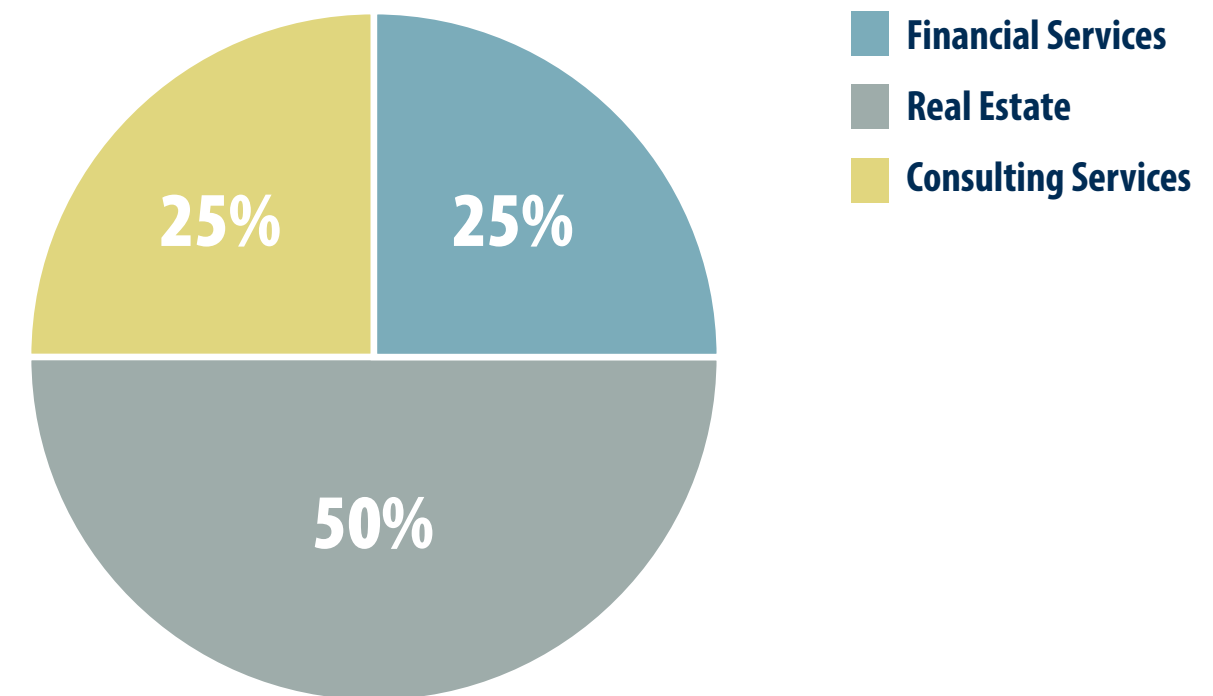
Number of Students who had an Internship or Co-op by Semester

- Fall 2013: 0
- Spring 2014: 1
- Spring/Summer Co-op: 1
- Summer 2014: 38
- Summer/Fall Co-op: 0

Internship/Co-op SmealConnect Activity

- Number of Interviews Conducted: 7 (+250%)
- Number of job postings with major as desired major: 30 (-6%)

Employment by Industry



* Total Student Placement upon graduation includes: received full-time offer, military service, further education, entrepreneurship, public service, or internship. Students selecting "Other" were taken out of the calculation.

** Top hiring organization lists are in rank order according to the number of students hired. Companies are listed if they hired two or more students.

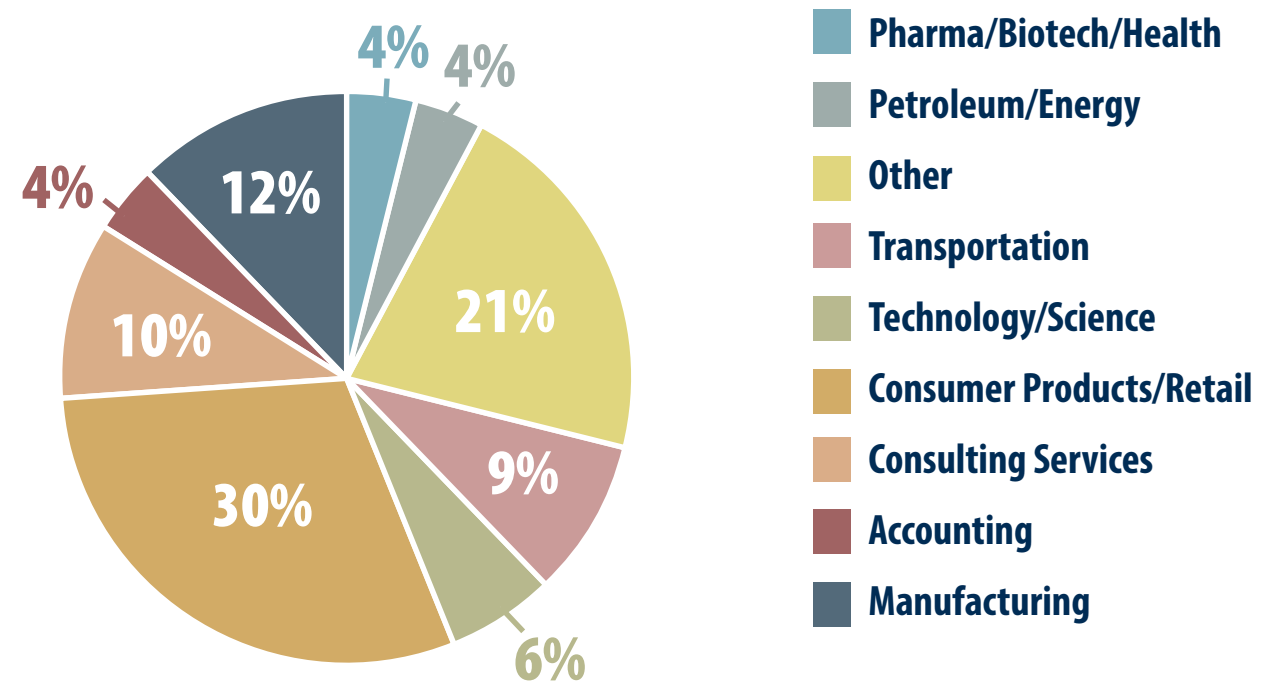
Employment by Major Overview: Supply Chain and Information Systems

Overall Student Placement*	78%
Full-Time Offers Upon Graduation	74.9%
Military Services	0%
Public Service	0%
Entrepreneurship	0.4%
Further Education	2.5%
Still Seeking	22.2%
% of Seniors Who Held At Least One Internship	86%

Top Hiring Organizations: Full-Time**

- Amazon.com, Inc.
- IBM
- PepsiCo
- PricewaterhouseCoopers LLP
- DICK'S Sporting Goods
- EY, LLP
- Dupont
- Toys R'Us
- BP
- Accenture

Employment by Industry



Top Hiring Organizations: Internship & Co-op**

- Unilever
- Johnson & Johnson
- Amazon.com, Inc.
- Dupont
- AIG
- Armada
- BASF
- L'Oreal
- McNeil
- Mondelez

Number of Students who had an Internship or Co-op by Semester

- Fall 2013: 4
- Spring 2014: 3
- Spring/Summer Co-op: 29
- Summer 2014: 113
- Summer/Fall Co-op: 26

Internship/Co-op SmealConnect Activity

- Number of Interviews Conducted: 342 (+2%)
- Number of job postings with major as desired major: 248 (+20%)

* Total Student Placement upon graduation includes: received full-time offer, military service, further education, entrepreneurship, public service, or internship. Students selecting "Other" were taken out of the calculation.

** Top hiring organization lists are in rank order according to the number of students hired. Companies are listed if they hired two or more students.