



**SMEAL**  
Supply Chain & Information Systems

---

# Department of Supply Chain & Information System

## Enrollment Facts and Corporate Interaction

**THE SMEAL COLLEGE**  

---

**OF BUSINESS**

**PENN STATE**

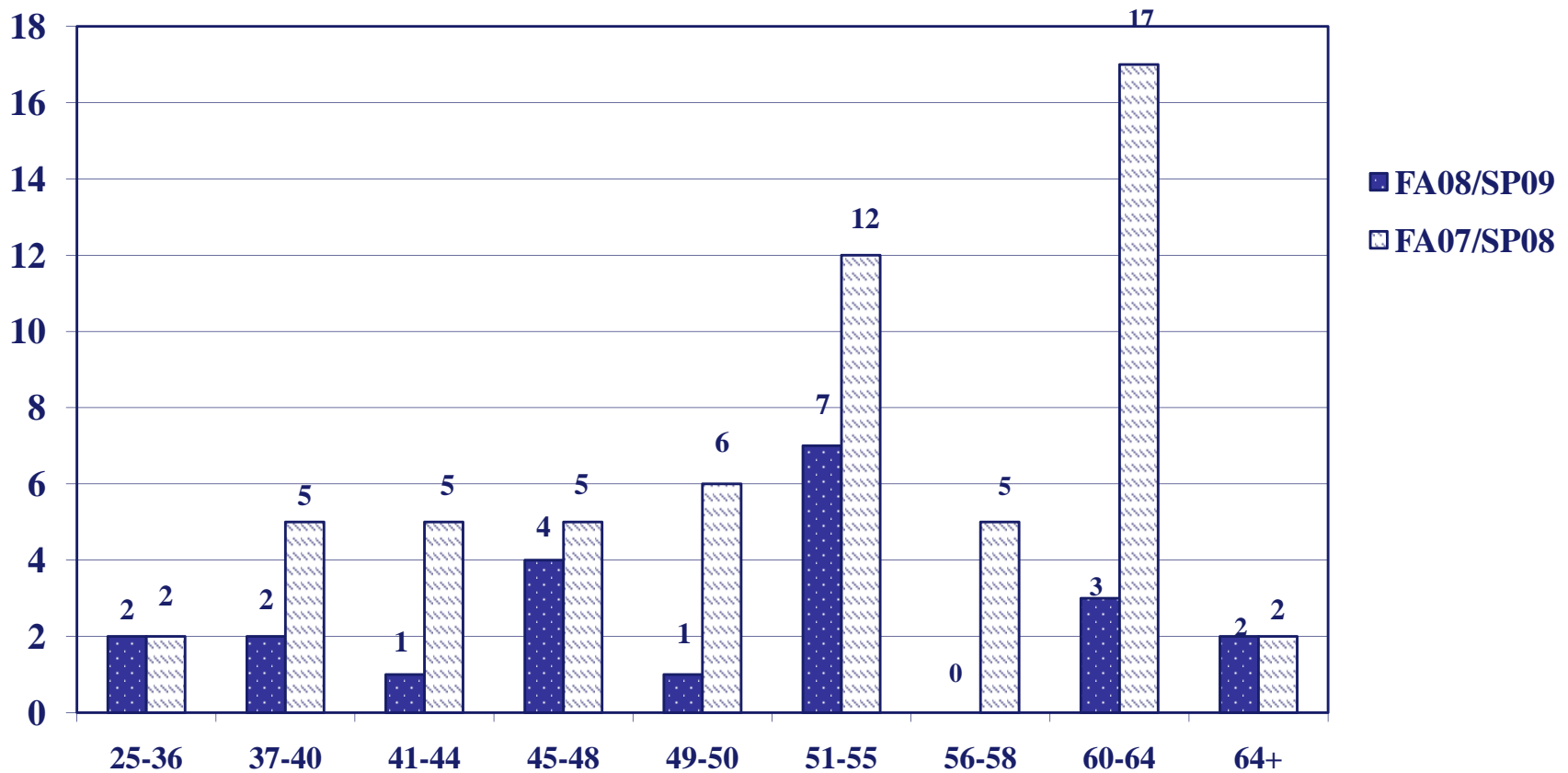
---





% of total hired at salary range

**Salary Comparison for SC&IS/MIS Graduates  
Years: FA06/SP07 – FA07/SP08**





## **Job Titles & Salaries 2008-09**

Job Title	Average	High	Low	# placed
Analyst	55,000	70,000	45,000	3
Buyer/	47,500	52,000	43,000	2
Consultant	61,000	72,000	55,000	4
Customer Care Representative	48,000	48,000	48,000	1
Customer Logistics Specialist	55,000	55,000	55,000	1
Freight Mgmt. Trainee	36,000	36,000	36,000	1
Integrated Supply Chain Development Program	53,000	53,000	53,000	1
Manager Trainee	38,000	38,000	38,000	1
Operations Supervisor	47,000	47,000	47,000	1
Procurement Associate	52,000	52,000	52,000	1
Procurement Associate Representative	52,000	52,000	52,000	1
Rotational	35,000	35,000	35,000	1
Supply Chain Associate	53,000	53,000	53,000	1
Traffic Coordinator	60,000	60,000	60,000	2
	38,000	38,000	38,000	1

---

---



**No. of Salaries Reported: 22**

**No. of Sign-On Bonuses Reported: 13**

**60% of Salaries Reported Listed Sign-On Bonuses**

**High Bonus**  
**\$11,000**

**Low Bonus**  
**\$1,440**

**Average Bonus**  
**\$2,438**

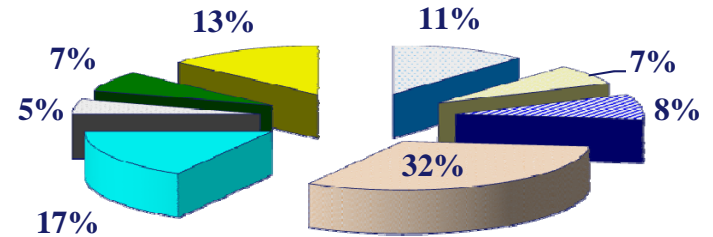
**Bonus amounts were not specific to any particular job title. Some bonuses included moving expenses.**

---

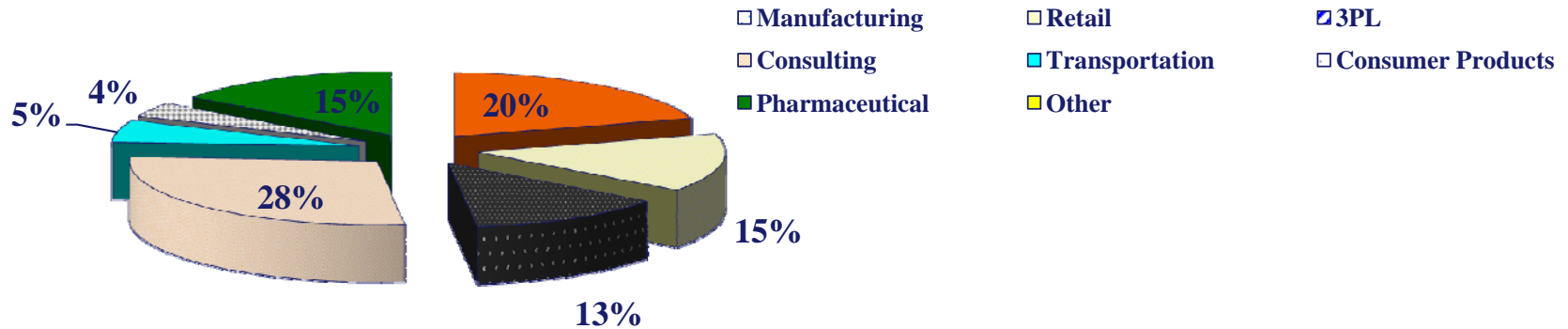


## Industry Representation of SC&IS/MIS Graduates Hired

### FA07/SP08



### FA08/SP09



- Manufacturing
- Consulting
- Retail
- Consumer Products
- 3PL
- Other
- Pharmaceutical



# FA08/SP09-FA07/SP08

## Hires by State

