



SMEAL
Supply Chain & Information Systems

Department of Supply Chain & Information System

Enrollment Facts and Corporate Interaction

THE SMEAL COLLEGE

OF BUSINESS

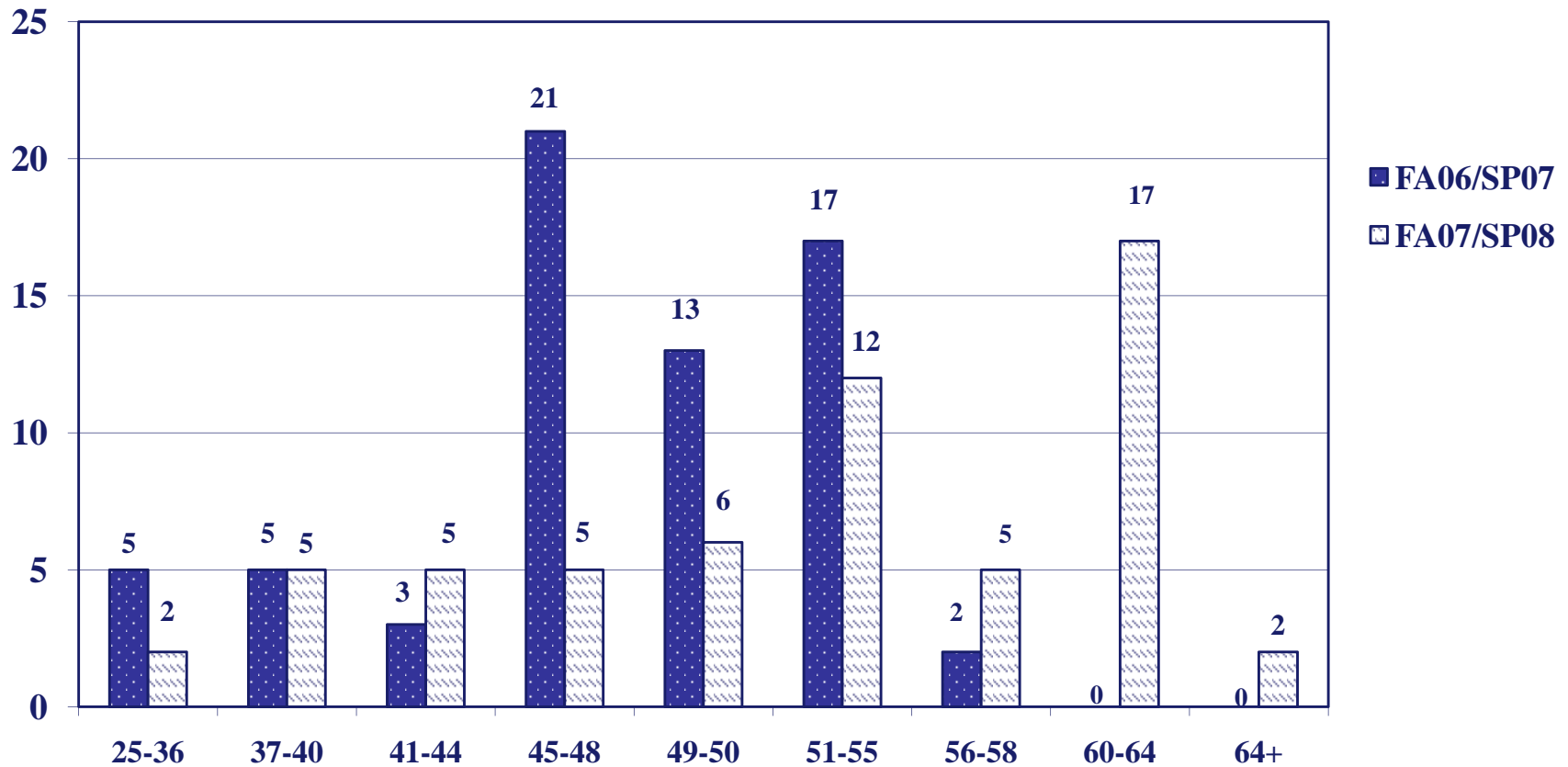
PENN STATE





% of total hired at salary range

**Salary Comparison for SC&IS/MIS Graduates
Years: FA06/SP07 – FA07/SP08**





Job Titles & Salaries 2007-08

Job Title	Average	High	Low	# placed
Analyst	59,500	62,500	58,000	3
Application Associate	50,000	50,000	50,000	2
Assistant Demand Planner	55,000	55,000	55,000	1
Associate Consultant	54,000	58,000	50,000	2
Business Analyst	54,672	65,000	40,030	6
Buyer/Planner	58,000	58,000	58,000	1
Capacity Planner	60,000	60,000	60,000	1
Commodity Buyer	46,800	46,800	46,800	1
Consultant	60,000	60,000	60,000	3
Financial Professional	25,000	25,000	25,000	1
Gen Undergraduate	55,000	55,000	55,000	1
Leadership Assoc Global Outsourcing Program	40,470	40,470	40,470	1
Integrated Supply Chain Development Program	53,000	53,000	53,000	1
IT Advisory Associate	61,000	61,000	61,000	1
Leadership Development Trainee	48,000	48,000	48,000	1
Load Planner	51,000	51,000	51,000	1
Logistics Specialist	51,300	61,000	41,600	2
Manufacturing	58,736	61,000	56,472	2



Job Titles & Salaries 2007-08

Job Title	Average	High	Low	# placed
Merchandise Trainee	42,000	42,000	42,000	2
Operations Supervisor	46,400	50,000	40,000	5
Planning Analyst	50,000	50,000	50,000	1
Procurement Agent	49,500	51,000	48,000	2
Production Scheduler	55,000	55,000	55,000	1
Program Assoc.	64,000	64,000	64,000	1
Public Consultant	60,000	60,000	60,000	1
Replenishment Manager	51,000	51,000	51,000	2
SCM MAP Associate	55,000	55,000	55,000	1
Shift Supervisor	60,000	60,000	60,000	1
Sourcing Specialist	60,000	60,000	60,000	1
Supplier Management	46,650	46,800	46,500	2
Supply Chain Consultant	60,000	60,000	60,000	4
Supply Chain Management	55,000	55,000	55,000	1
Supply Chain Planner	54,000	54,000	54,000	1
Talent Development Program	46,000	46,000	46,000	1
Transportation Coordinator	38,000	38,000	38,000	1
Transportation Sales Rep	32,000	32,000	32,000	1
Transportation Coordinator	37,500	37,500	37,500	1



No. of Salaries Reported: 59

No. of Sign-On Bonuses Reported: 38

65% of Salaries Reported Listed Sign-On Bonuses

High Bonus
\$10,200

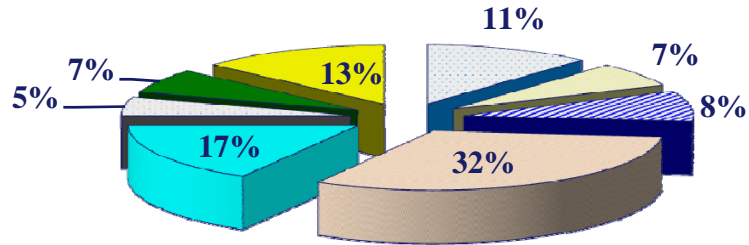
Low Bonus
\$1,000

Average Bonus
\$5,010

Bonus amounts were not specific to any particular job title. Some bonuses included moving expenses.



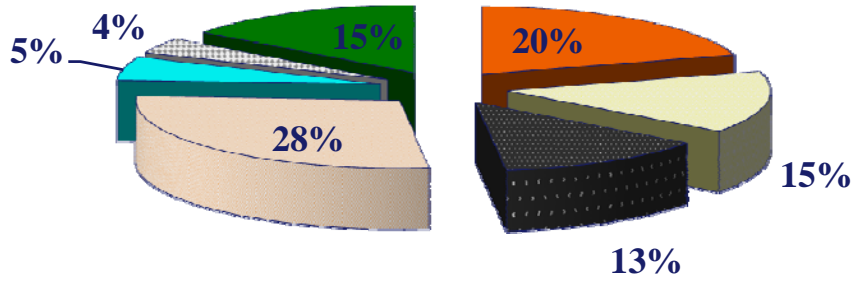
Industry Representation of SC&IS/MIS Graduates Hired



- Manufacturing
- Retail
- 3PL
- Consulting
- Transportation
- Consumer Products
- Pharmaceutical
- Other

FA06/SP07

FA07/SPO8



- Manufacturing
- Consulting
- Retail
- Consumer Products
- 3PL
- Other
- Pharmaceutical



FA07/SP08-FA06/SP07

Hires by State

