

Penn State Smeal MBA

2012 Employment Report

VAST RESOURCES. PERSONAL FOCUS.





Final Employment Review for Smeal MBA Class of 2012

Full-Time Employment



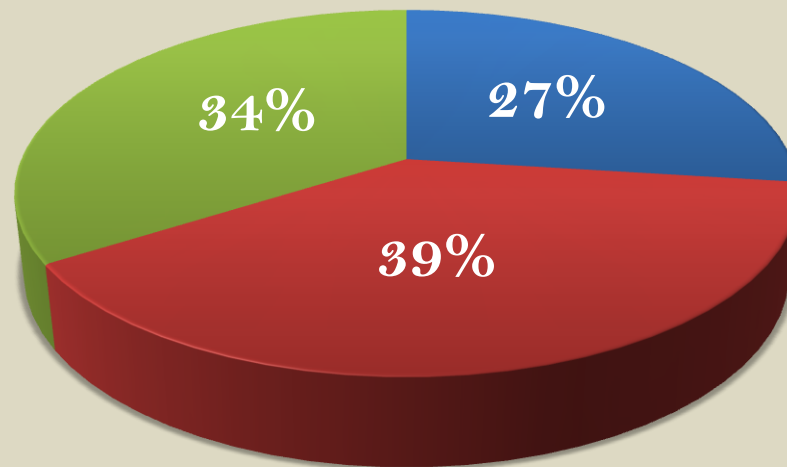
Profile for Smeal MBA Class of 2012

Entering Class Size:	107
Mean Prior Work Experience:	51 months
Mean Age of New Entrants:	29 years
Median Age of New Entrants:	29.5 years
Mean GMAT Score:	650
Median GMAT Score:	660
Mean Undergraduate GPA:	3.4



Undergraduate Specialization of 2012 Graduates

■ Business ■ Technical ■ Other





Compensation Overview

Base Salary

Mean:	\$84,345
Median:	\$85,000
Maximum:	\$120,000
Minimum:	\$38,000

Other Guaranteed Compensation

Percent receiving:	39%
Mean:	\$7,090
Median:	\$5,000
Maximum:	\$22,000
Minimum:	\$1,000

Signing Bonus

Percent receiving:	66%
Mean:	\$10,915
Median:	\$10,000
Maximum:	\$20,000
Minimum:	\$2,000



Job Offer Overview

Job Offers Received

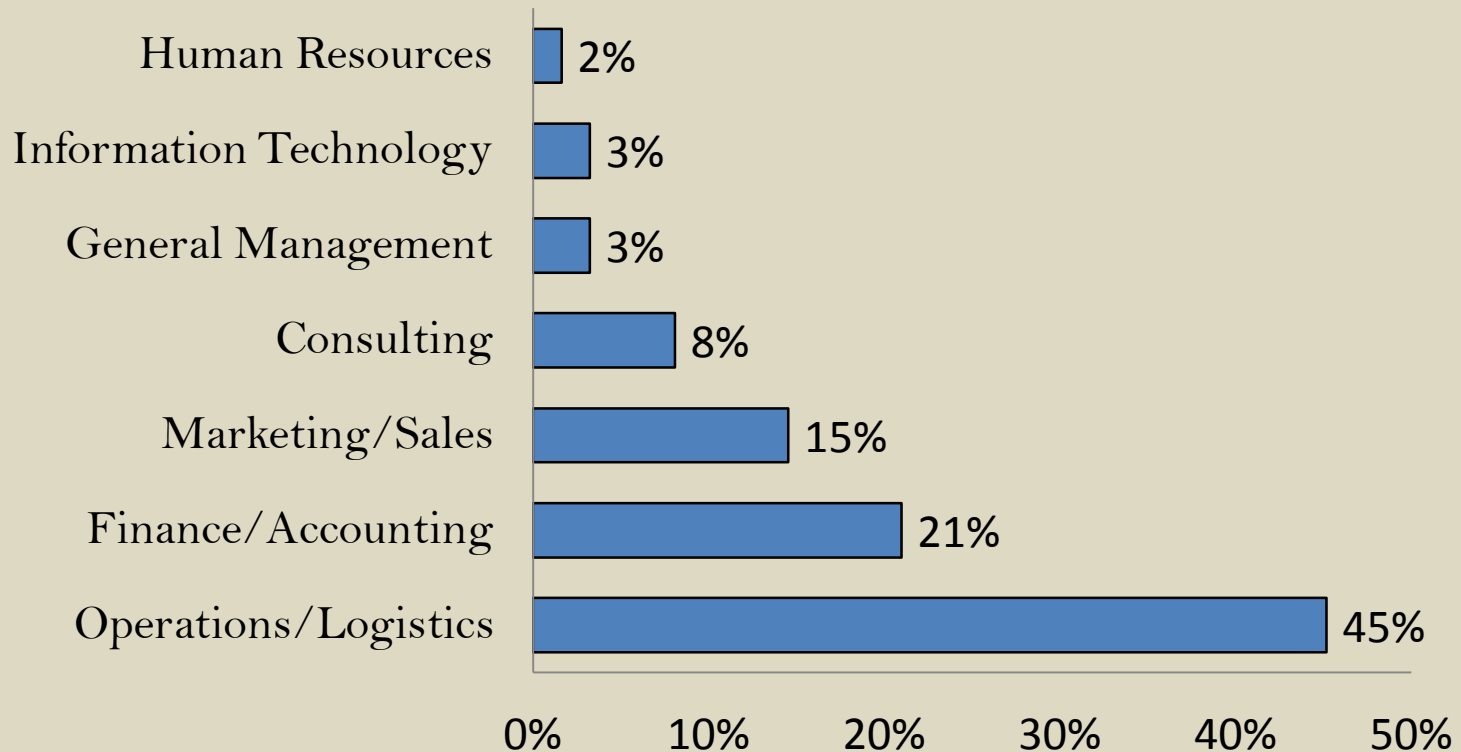
By graduation (May 6):	62.2%
By 3 months after graduation (August 6):	85.6%

Job Offers Accepted

Before graduation (May 6):	54.4%
By 3 months after graduation (August 6):	80.0%



Employment by Function



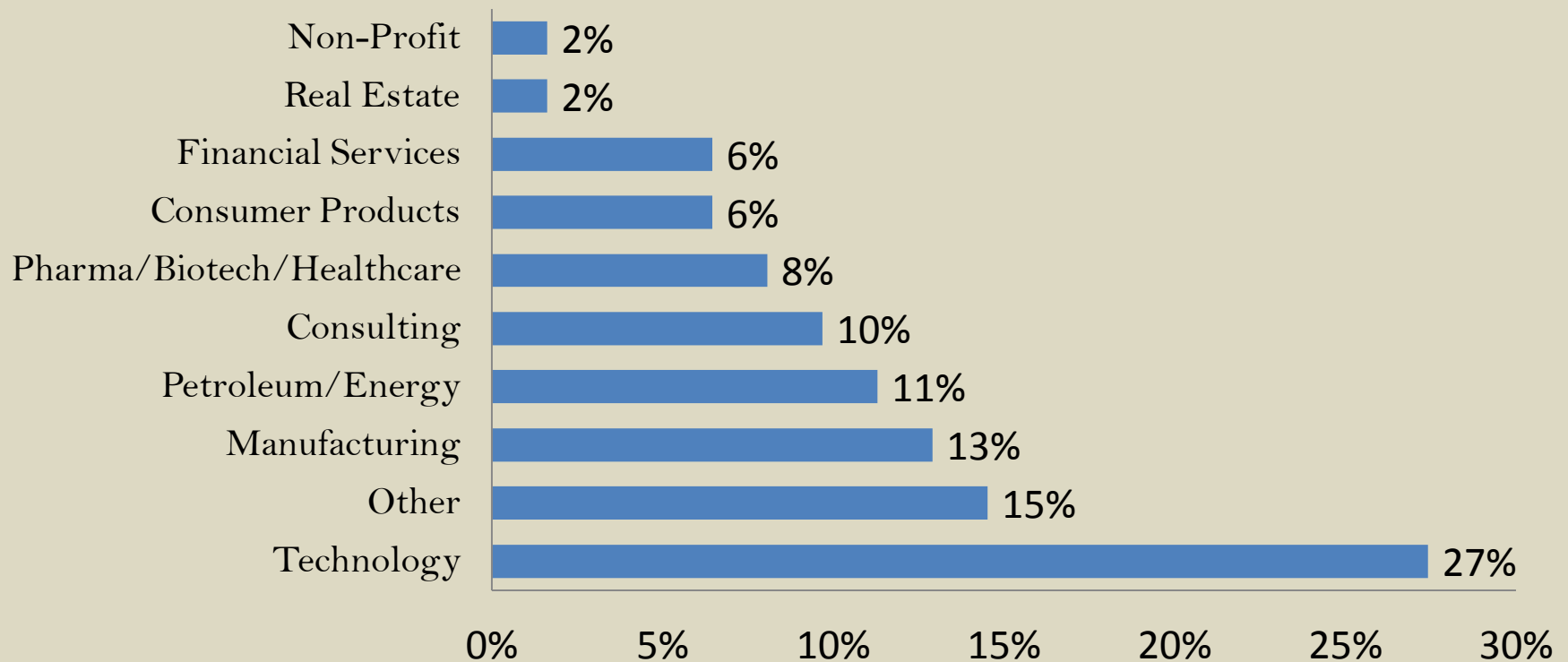


Base Salary by Function

	Consulting	Finance and Accounting	Marketing and Sales	Operations and Logistics
Mean	\$101,400	\$82,077	\$79,667	\$86,513
Median	\$95,000	\$84,000	\$85,000	\$86,000
High	\$120,000	\$115,000	\$95,000	\$120,000
Low	\$87,000	\$43,000	\$50,000	\$38,000



Employment by Industry



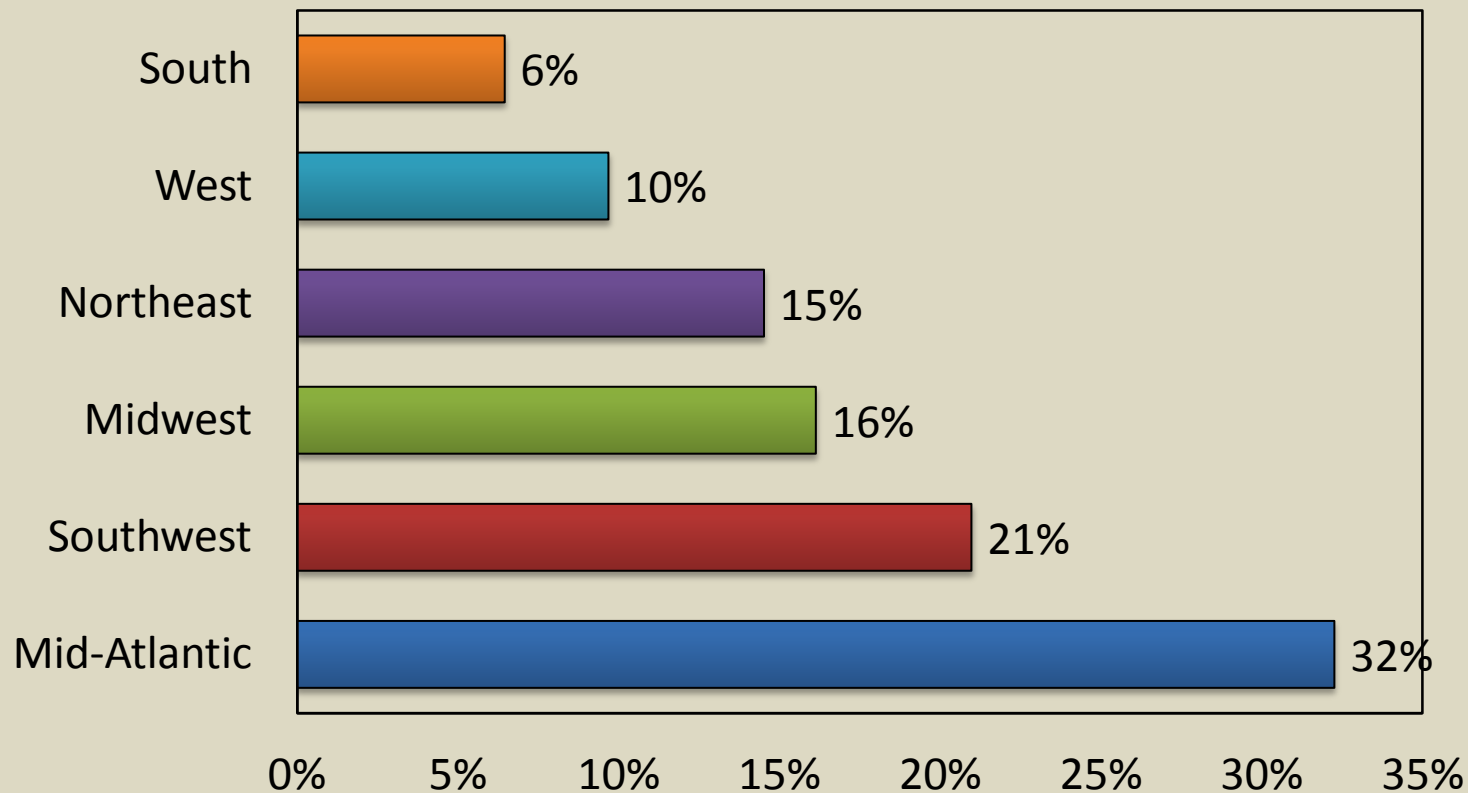


Base Salary by Industry

	Consulting	Consumer Products	Financial Services	Manufacturing	Petroleum/ Energy	Pharma/ Biotech & Health Care	Technology
Mean	\$99,500	\$83,000	\$83,750	\$83,875	\$86,053	\$64,800	\$94,382
Median	\$95,000	\$85,000	\$83,500	\$83,000	\$85,000	\$65,000	\$94,000



Employment by U.S. Geographic Region





Base Salary by U.S. Geographic Region

	Mid-Atlantic	Midwest	Northeast	South	Southwest	West
Mean	\$81,300	\$75,450	\$80,444	\$90,218	\$84,154	\$111,667
Median	\$82,000	\$75,000	\$87,000	\$90,000	\$85,000	\$117,500



Organizations Hiring Class of 2012 MBAs

Accenture	Dell (3)*	Kimberly-Clark Corporation	Statoil ASA*
AccuWeather	Deloitte Consulting LLP (3)*	Kohler Company	TE Connectivity*
Actuant Corporation*	Doorways 2 Dreams Foundation	Llamasoft*	The Vanguard Group
Air Products and Chemicals (2)	Eli Lilly and Company	McMaster-Carr	The Williams Companies
Alight Analytics	Endo Pharmaceuticals	Nationwide*	Trimble Navigation*
American Airlines*	Ernst & Young LLP (2)*	Niagara Bottling, LLC	UPMC
Analogic*	Exxon Mobil	Nike*	VWR International (3)*
Apple (6)*	Five Below	NM Incite	Zara
Baker Hughes (3)*	Forever Living Products	Oliver Wyman	
Brayman Construction	Goodyear Tire & Rubber Company	Oracle	
Bristol-Myers Squibb	Hess Corporation	Performance Architects	
Capital Health Group	IBM	Pfizer	
Capital One Financial Services*	Intel Corporation	PNC Financial Services Group	
Chevron	International Paper	Raytheon Company	
Colgate-Palmolive	INVISTA (Koch Industries)*	Royal Dutch Shell	
Concur Technologies*	JDA Software*	Sapient*	
Corning*	JM Smucker Company	Sears Holdings Corporation*	
Coventry HealthAmerica	JPMorgan Chase (Chase Card Services)	Slack & Company	



Final Employment Review for Smeal MBA Class of 2013

Internship Employment



Internship Activity Overview

Percentage of Class Completing a Summer Internship or Project: 96%

Internship Compensation

Base Weekly Salary

Mean:	\$1420
Median:	\$1425
Maximum:	\$2000
Minimum:	\$320

- Notes: 1) Base salary data presented in a weekly format; multiply by 4.33 to convert to a monthly format.
2) Base salary data excludes other compensation items such as relocation, corporate housing, and guaranteed "overtime" pay. Only paid internships are included in the data set.
3) Many firms include non-salary perquisites as part of the overall internship offering, which lowers average salary statistics and can make it difficult to accurately compare one offer against another.



Organizations Hiring Class of 2013 MBA Interns

ADT
AGDO Corp.
Airgas
Apple*
Baker Hughes*
Bhutoptia Travel
Chevron*
Corning (3)*
Cummins
Cushman and Wakefield
Dell (7)*
Deloitte Consulting LLP (4)*
Dow Chemical (2)
Environmental Defense Fund
 – Philadelphia Housing Authority
Exxon Mobil

Fulcrum Retail Holdings
General Electric (2)
Intel Corporation
JM Family Enterprises
Johnson & Johnson (2)
JPMorgan Chase (Chase Card Services)
Kennametal (2)
Kimberly-Clark Corporation
Life Technologies*
Logistics Management Institute
Mt. Sinai School of Medicine
Nike (2)*
Novartis (2)*
Penn State University (3)
Pfizer (4)

Philadelphia Museum of Art
PPG Industries
Prudential*
Quantum Corp.*
Ready to Me Early Literacy Program
Reckitt Benckiser*
Richards, Layton & Finger
Rock Spring Ventures
Sears Holdings Corporation (3)*
Sporting Kansas City
TE Connectivity
Toyota Motor Sales USA
VWR International*
Xylem (5)*



STATEMENTS ON COMPLIANCE WITH THE MBA CAREER SERVICES COUNCIL STANDARDS

- 1) This report conforms to the MBA Career Services Council Standards for the reporting of MBA permanent employment statistics.
- 2) This report is compiled from data collected through September 6, 2012.
- 3) Smeal MBA Career Services (SMCS) collected useable employment information for 99.07% of full-time MBA students who graduated between July 1, 2011 and June 30, 2012.
- 4) SMCS received usable salary information from 86% of employed students.
- 5) Students enrolled in the JD/MBA dual-degree program are not included in this report.
- 6) Base salary statistics exclude bonuses, commissions, benefits, perquisites, and stock options.